

## Certificate of Analysis

Product: Goat anti-Rabbit IgG (H&L), Affinity Pure

Part Number: GtxRb-003-E

Lot Number: 68-80-050719

Concentration: 10.0 mg/ml (E<sup>1</sup>% at 280 nm = 14.0)

Amount: 2.0 mg

Form: Clear, colorless liquid, 0.2 µm filtered

Purification: Affinity purified using solid phase Rabbit IgG

Purity: > 95% based on SDS-PAGE

Host: Goat

Immunogen: Purified Rabbit IgG, whole molecule

Buffer: 10 mM Sodium Phosphate, 0.15 M Sodium Chloride, pH 7.2

Preservative: 0.05 % (w/v) Sodium Azide

Storage: 2-8 °C

Expiration Date: May 7, 2022

Specificity: Based on IEP, this antibody reacts with:

- heavy (γ) chains on Rabbit IgG
- light chains on all Rabbit immunoglobulins

Cross Reactivity: Based on IEP, no reactivity is observed to:

- non-immunoglobulin Rabbit serum proteins
- serum proteins from Bovine, Human, or Mouse
- IgG from Human or Mouse

Country of Origin: Goat serum was obtained from healthy animals of US origin and under the care of a registered veterinarian.

Applications: The optimal working dilution should be determined by the investigator.  
Suitable for use in: ELISA, IP, IDA, WB, IHC

Disclaimer: *For in vitro Laboratory Use Only.* Not for diagnostic or therapeutic use. Not for Human or animal consumption. The proper selection and use of our products is the sole responsibility of the end user, and therefore we can offer no guarantee to a specific experimental outcome. Suggested applications of our products are not recommendations to use our products in violation of any patent or as a license under any patent of ImmunoReagents, Inc.

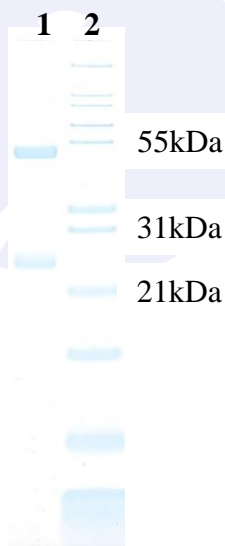
**Product may not be resold or modified for resale without prior written approval of ImmunoReagents, Inc.**

## Testing Results

**PRODUCT:** Goat anti-Rabbit IgG (H&L), Affinity Pure  
**PART NUMBER:** GtxRb-003-E  
**LOT NUMBER:** 68-80-050719

<u>TESTS</u>	<u>SPECIFICATIONS</u>	<u>RESULTS</u>
Appearance:	Clear and colorless	PASS
Purity:	Two predominant bands at 50 and 24 kDa based on SDS PAGE	PASS
Specificity:	Based on IEP, this antibody has precipitin bands with: <ul style="list-style-type: none"><li>heavy (<math>\gamma</math>) chains on Rabbit IgG</li><li>light chains on all Rabbit immunoglobulins</li></ul>	PASS PASS
Cross Reactivity:	Based on IEP, no precipitin bands are observed to: <ul style="list-style-type: none"><li>non-immunoglobulin Rabbit serum proteins</li><li>serum proteins from Bovine, Human, or Mouse</li><li>IgG from Human or Mouse</li></ul>	PASS PASS PASS

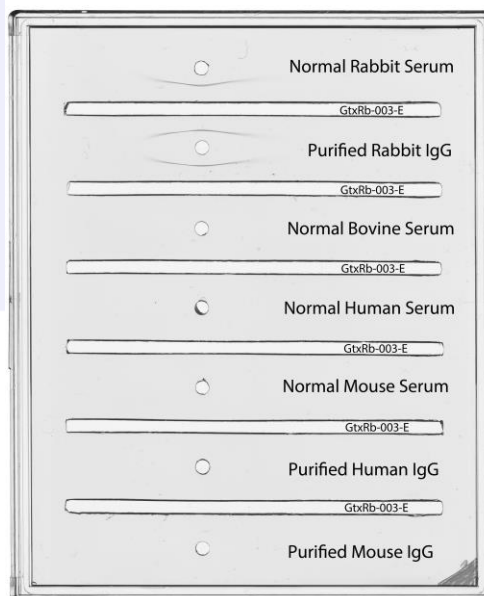
### SDS PAGE




- 1) GtxRb-003-E, Lot # 68-80-050719
- 2) Mol Weight Standard

### Immunoelectrophoresis (IEP)

IEP for Goat anti-Rabbit IgG (H+L), Affinity Pure  
Part # GtxRb-003-E Lot # 68-80-050719



Date: May 14, 2019

Signature:   
Quality Control