

---

---

## Certificate of Analysis

Product:	Donkey anti-Sheep IgG (H&L), Biotin Conjugate
Part Number:	DkxSh-003-DBIO
Lot Number:	61-95-061318
Amount:	2.0 mg of antibody at 1.50 mg/ml ( $E^{1\%}$ at 280 nm = 13.0)
Purification:	Antibody was purified using solid phase Sheep IgG
Purity:	Affinity purified antibody is $\geq 95\%$ based on SDS-PAGE
Host:	Donkey
Immunogen:	Purified Sheep IgG, whole molecule
Buffer:	10 mM Sodium Phosphate, 0.15 M Sodium Chloride, pH 7.2, 1 % (w/v) BSA, Protease/IgG free
Preservative:	0.05 % (w/v) Sodium Azide
Storage:	Store undiluted liquid at 2-8 °C. Prepare working dilution prior to use and then discard.
Shelf Life:	1 year from date of receipt
Specificity:	Based on IEP, this antibody reacts with: <ul style="list-style-type: none"><li>• heavy (<math>\gamma</math>) chains on Sheep IgG</li><li>• light chains on all Sheep immunoglobulins</li></ul>
Cross Reactivity:	Based on IEP, no reactivity is observed to: <ul style="list-style-type: none"><li>• non-immunoglobulin Sheep serum proteins</li></ul>
Country of Origin:	Donkey serum was obtained from healthy animals of US origin and under the care of a registered veterinarian.
Note:	This conjugate was prepared using Part # DkxSh-003-D, Lot #20-135-100416.
Applications:	This conjugate is suitable for use in: ELISA, WB, IHC, FACS. The optimal working dilution should be determined by the investigator. Suggested starting dilution(s): <ul style="list-style-type: none"><li>• 1:20,000 – 1:500,000 for ELISA/Western blot</li><li>• 1:500 – 1:5,000 for Immunohistochemistry</li></ul>
Disclaimer:	<i>For in vitro Laboratory Use Only.</i> Not for diagnostic or therapeutic use. Not for human or animal consumption. The proper selection and use of our products is the sole responsibility of the end user, and therefore we can offer no guarantee to a specific experimental outcome. Suggested applications of our products are not recommendations to use our products in violation of any patent or as a license under any patent of ImmunoReagents, Inc.

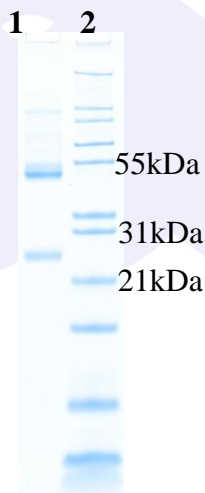
**Product may not be resold or modified for resale without prior written approval of ImmunoReagents, Inc.**

## Testing Results

**PRODUCT:** Donkey anti-Sheep IgG (H&L), Biotin Conjugate  
**PART NUMBER:** DkxSh-003-DBIO  
**LOT NUMBER:** 61-95-061318

<u>TESTS</u>	<u>SPECIFICATIONS</u>	<u>RESULTS</u>
Appearance:	Clear, colorless liquid	PASS
Purity:	Two predominant bands at 50 and 24 kDa based on SDS-PAGE	PASS
Specificity:	Based on IEP, this antibody has precipitin bands with: <ul style="list-style-type: none"> <li>• heavy (<math>\gamma</math>) chains on Sheep IgG</li> <li>• light chains on all Sheep immunoglobulins</li> </ul>	PASS PASS
Cross Reactivity:	Based on IEP, no precipitin bands are observed to: <ul style="list-style-type: none"> <li>• non-immunoglobulin Sheep serum proteins</li> </ul>	PASS
ELISA:	Dilution giving $A^{405}$ reading of $\geq 1.0$ when tested against Sheep IgG (H&L) coated at 2 $\mu\text{g/ml}$	1: 1,440,000

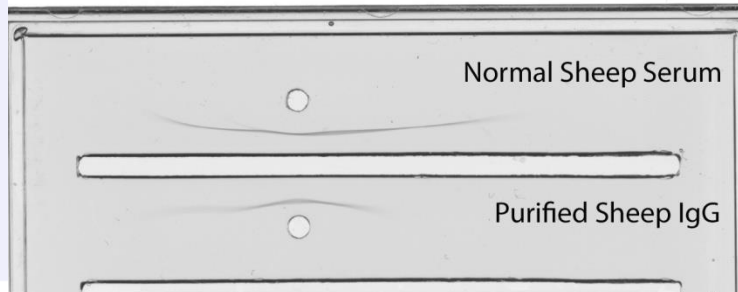
### SDS-PAGE




- 1) DkxSh-003-D, Lot # 20-135-100416
- 2) Mol Weight Standard

### Immuno-electrophoresis (IEP)

IEP Image for Donkey anti-Sheep IgG (H&L), Affinity Pure  
 Part # DkxSh-003-D Lot # 20-135-100416



Date: June 25, 2018

Signature:   
 Quality Control