

---

---

## Certificate of Analysis

Product:	Goat anti-Mouse IgG (H&L), F(ab) <sup>'</sup> 2 Fragment
Part Number:	GtxMu-003-G
Lot Number:	69-62-081219
Concentration:	2.50 mg/ml (E <sup>1</sup> % at 280 nm = 13.0)
Amount:	1.0 mg
Form:	Clear, colorless liquid, 0.2 µm filtered
Purification:	Affinity purified using solid phase Mouse IgG. F(ab) <sup>'</sup> 2 fragment was prepared by pepsin digestion.
Purity:	Affinity purified antibody is ≥ 90 % based on SDS-PAGE. Small amounts of intact IgG may be present.
Host:	Goat
Immunogen:	Purified Mouse IgG, whole molecule
Buffer:	10 mM Sodium Phosphate, 0.15 M Sodium Chloride, pH 7.2
Preservative:	0.05 % (w/v) Sodium Azide
Storage:	2 - 8 °C
Expiration Date:	August 12, 2022
Specificity:	Based on IEP, this antibody reacts with: <ul style="list-style-type: none"><li>• heavy (γ) chains on Mouse IgG</li><li>• light chains on all Mouse immunoglobulins</li></ul>
Cross Reactivity:	Based on IEP, no reactivity is observed to: <ul style="list-style-type: none"><li>• non-immunoglobulin Mouse serum proteins</li></ul>
Country of Origin:	Goat serum was obtained from healthy animals of US origin and under the care of a registered veterinarian.
Note:	This product was produced by dilution of part # GtxMu-003-G, lot # 33-175-042315.
Applications:	The optimal working dilution should be determined by the investigator. Suitable for use in: ELISA, IP, IDA, WB, IHC.
Disclaimer:	<i>For in vitro Laboratory Use Only.</i> Not for diagnostic or therapeutic use. Not for human or animal consumption. The proper selection and use of our products is the sole responsibility of the end user, and therefore we can offer no guarantee to a specific experimental outcome. Suggested applications of our products are not recommendations to use our products in violation of any patent or as a license under any patent of ImmunoReagents, Inc.

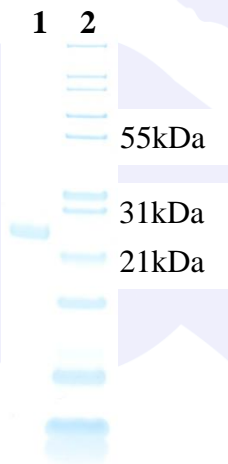
**Product may not be resold or modified for resale without prior written approval of ImmunoReagents, Inc.**

## Testing Results

**PRODUCT:** Goat anti-Mouse IgG (H&L), F(ab)'2 Fragment  
**PART NUMBER:** GtxMu-003-G  
**LOT NUMBER:** 69-62-081219

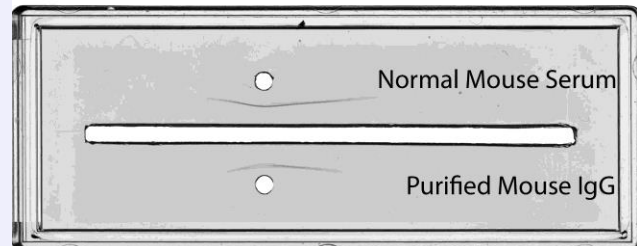
<u>TESTS</u>	<u>SPECIFICATIONS</u>	<u>RESULTS</u>
Appearance:	Clear, colorless liquid	PASS
Purity:	One predominant band at 24 kDa based on SDS-PAGE	PASS
Specificity:	Based on IEP, this antibody has precipitin bands with: <ul style="list-style-type: none"><li>heavy (<math>\gamma</math>) chains on Mouse IgG</li><li>light chains on all Mouse immunoglobulins</li></ul>	PASS PASS
Cross Reactivity:	Based on IEP, no precipitin bands are observed to: <ul style="list-style-type: none"><li>non-immunoglobulin Mouse serum proteins</li></ul>	PASS

### SDS-PAGE




### Immunoelectrophoresis (IEP)

IEP Image for Goat anti-Mouse IgG (H&L), F(ab)'2 Frag.  
Part # GtxMu-003-G Lot # 33-175-042315



- 1) GtxMu-003-G, Lot # 33-175-042315
- 2) Mol Weight Standard

Date: August 19, 2019

Signature: 

Quality Control