

Certificate of Analysis

Product:	Goat anti-Mouse IgG (H&L), F(ab) ['] 2 Fragment
Part Number:	GtxMu-003-J
Lot Number:	48-171-051718
Concentration:	11.4 mg/ml (E ^{1%} at 280 nm = 13.0)
Amount:	1.0 mg
Form:	Clear, colorless liquid, 0.2 μm filtered
Purification:	Affinity purified using solid phase Mouse IgG. F(ab) ['] 2 fragment was prepared by pepsin digestion.
Purity:	Affinity purified antibody is ≥ 90 % based on SDS-PAGE. Small amounts of intact IgG may be present.
Host:	Goat
Immunogen:	Purified Mouse IgG, whole molecule
Buffer:	10 mM Sodium Phosphate, 0.15 M Sodium Chloride, pH 7.2
Preservative:	0.05 % (w/v) Sodium Azide
Storage:	2 - 8 °C
Expiration Date:	May 17, 2021
Specificity:	Based on IEP, this antibody reacts with: <ul style="list-style-type: none">• heavy (γ) chains on Mouse IgG• light chains on all Mouse immunoglobulins
Cross Reactivity:	Based on IEP, no reactivity is observed to: <ul style="list-style-type: none">• non-immunoglobulin Mouse serum proteins• Human IgG or serum proteins
Country of Origin:	Goat serum was obtained from healthy animals of US origin and under the care of a registered veterinarian.
Applications:	The optimal working dilution should be determined by the investigator. Suitable for use in: ELISA, IP, IDA, WB, IHC.
Disclaimer:	<i>For in vitro Laboratory Use Only.</i> Not for diagnostic or therapeutic use. Not for human or animal consumption. The proper selection and use of our products is the sole responsibility of the end user, and therefore we can offer no guarantee to a specific experimental outcome. Suggested applications of our products are not recommendations to use our products in violation of any patent or as a license under any patent of ImmunoReagents, Inc.

Rev.1 052218AB

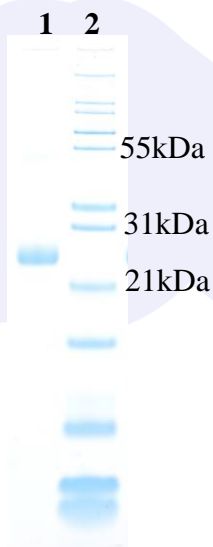
Product may not be resold or modified for resale without prior written approval of ImmunoReagents, Inc.

Testing Results

PRODUCT: Goat anti-Mouse IgG (H&L), F(ab)'2 Fragment
PART NUMBER: GtxMu-003-J
LOT NUMBER: 48-171-051718

<u>TESTS</u>	<u>SPECIFICATIONS</u>	<u>RESULTS</u>
Appearance:	Clear, colorless liquid	PASS
Purity:	One predominant band at 24 kDa based on SDS-PAGE	PASS
Specificity:	Based on IEP, this antibody has precipitin bands with: <ul style="list-style-type: none"> • heavy (γ) chains on Mouse IgG • light chains on all Mouse immunoglobulins 	PASS PASS
Cross Reactivity:	Based on IEP, no precipitin bands are observed to: <ul style="list-style-type: none"> • non-immunoglobulin Mouse serum proteins • Human IgG or serum proteins 	PASS PASS


SDS-PAGE




- 1) GtxMu-003-J, Lot # 48-171-051718
- 2) Mol Weight Standard

Immunoelectrophoresis (IEP)

IEP For Goat anti-Mouse IgG (H+L), F(ab)'2 Fragment
 Part # GtxMu-003-J Lot # 48-171-051718



Date: May 22, 2018

Signature: 
 Quality Control