

Certificate of Analysis

Product:	Rabbit anti-Human IgG (H&L), HRP Conjugate
Part Number:	RbxHu-003-DHRPX
Lot Number:	61-176-062620
Amount:	1.0 mg of lyophilized antibody (E ^{1%} at 280 nm = 13.0) (Product has been overfilled to ensure maximum recovery)
Label:	Horseradish Peroxidase (HRP)
Form:	Lyophilized
Purification:	Affinity purified using solid phase Human IgG
Purity:	Affinity purified antibody is ≥ 95 % based on SDS-PAGE
Host:	Rabbit
Immunogen:	Purified Human IgG, whole molecule
Buffer:	10 mM Sodium Phosphate, 0.15 M Sodium Chloride, pH 7.2, 1 % (w/v) BSA, Protease/IgG free
Preservative:	0.1 % (v/v) ProClin 150 – <i>Use of Sodium Azide will inhibit enzyme activity of horseradish peroxidase</i>
Reconstitution:	Rehydrate with 1.1 ml of deionized water. Allow reconstituted product to stand at room temperature for at least 30 minutes prior to dilution. If necessary, centrifuge to remove any particulates. Prepare fresh working dilution daily.
Storage:	Store lyophilized material at 2-8 °C. For storage at -20 °C after reconstitution, dilute with an equal volume of glycerol to prevent loss of enzymatic activity. Prepare working dilution prior to use and then discard.
Shelf Life:	1 year from date of receipt
Specificity:	Based on IEP, this antibody reacts with: <ul style="list-style-type: none">• heavy (γ) chains on Human IgG• light chains on all Human immunoglobulins
Cross Reactivity:	Based on IEP, no reactivity is observed to: <ul style="list-style-type: none">• non-immunoglobulin Human serum proteins
Country of Origin:	Rabbit antiserum was obtained from healthy animals of US origin and under the care of a registered veterinarian.
Note:	This conjugate was prepared using Part # RbxHu-003-D, Lot #47-12-020216.
Applications:	This conjugate is suitable for use in: ELISA, WB, IHC, CL. The optimal working dilution should be determined by the investigator. Suggested starting dilution(s): <ul style="list-style-type: none">• 1:500-1:5,000 for Immunohistochemistry• 1:200-1:5,000 for ELISA/Western blot
Disclaimer:	<i>For in vitro Laboratory Use Only.</i> Not for diagnostic or therapeutic use. Not for human or animal consumption. The proper selection and use of our products is the sole responsibility of the end user, and therefore we can offer no guarantee to a specific experimental outcome. Suggested applications of our products are not recommendations to use our products in violation of any patent or as a license under any patent of ImmunoReagents, Inc.

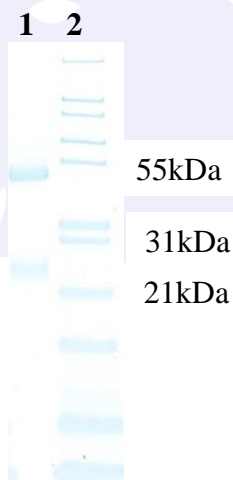
Product may not be resold or modified for resale without prior written approval of ImmunoReagents, Inc.

Testing Results

PRODUCT: Rabbit anti-Human IgG (H&L), HRP Conjugate
PART NUMBER: RbxHu-003-DHRPX
LOT NUMBER: 61-176-062620

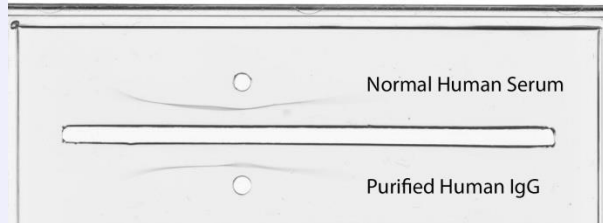
<u>TESTS</u>	<u>SPECIFICATIONS</u>	<u>RESULTS</u>
Appearance:	Reddish powder	PASS
Purity:	Two predominant bands at 50 and 24 kDa based on SDS-PAGE	PASS
Specificity:	Based on IEP, this antibody has precipitin bands with: <ul style="list-style-type: none"> • heavy (γ) chains on Human IgG • light chains on all Human immunoglobulins 	PASS PASS
Cross Reactivity:	Based on IEP, this antibody does not have precipitin bands to: <ul style="list-style-type: none"> • non-immunoglobulin Human serum proteins 	PASS
ELISA:	Dilution giving A^{450} reading of ≥ 1.0 when tested against Human IgG (H&L) coated at 2 $\mu\text{g/ml}$	1: 145,000

SDS-PAGE




Immunoelectrophoresis (IEP)

IEP Image for Rabbit anti-Human IgG (H&L), Affinity Pure
 Part # RbxHu-003-D Lot # 47-12-020216



- 1) RbxHu-003-D, Lot # 47-12-020216
- 2) Mol Weight Standard

Date: July 2, 2020

Signature:  _____
 Quality Control