

## Certificate of Analysis

Product:	Goat anti-Rabbit IgG Fc, Affinity Pure
Part Number:	GtxRb-004-D
Lot Number	67-19-122018
Concentration:	2.50 mg/ml (E <sup>1%</sup> at 280 nm = 13.0)
Amount:	2.0 mg
Form:	Clear, colorless liquid, 0.2 µm filtered
Purification:	Affinity purified using solid phase Rabbit IgG
Purity:	≥ 95 % based on SDS-PAGE
Host:	Goat
Immunogen:	Purified Rabbit IgG Fc
Buffer:	10 mM Sodium Phosphate, 0.15 M Sodium Chloride, pH 7.2
Preservative:	0.05 % (w/v) Sodium Azide
Storage:	2-8 °C
Expiration Date:	December 20, 2021
Specificity:	Based on IEP, this antibody reacts with: <ul style="list-style-type: none"><li>• heavy (γ) chains on Rabbit IgG</li></ul>
Cross Reactivity:	Based on IEP, no reactivity is observed to: <ul style="list-style-type: none"><li>• light chains on all Rabbit immunoglobulins</li><li>• non-immunoglobulin Rabbit serum proteins</li><li>• Rabbit IgG F(ab)'2 fragment</li></ul>
Country of Origin:	Goat serum was obtained from healthy animals of US origin and under the care of a registered veterinarian.
Note:	This product was produced by dilution of Part # GtxRb-004-D, lot # 47-14-021916.
Applications:	The optimal working dilution should be determined by the investigator. Suitable for use in: ELISA, IP, IDA, WB, IHC
Disclaimer:	<i>For in vitro Laboratory Use Only.</i> Not for diagnostic or therapeutic use. Not for Human or animal consumption. The proper selection and use of our products is the sole responsibility of the end user, and therefore we can offer no guarantee to a specific experimental outcome. Suggested applications of our products are not recommendations to use our products in violation of any patent or as a license under any patent of ImmunoReagents, Inc.
<b>Product may not be resold or modified for resale without prior written approval of ImmunoReagents, Inc.</b>	

---

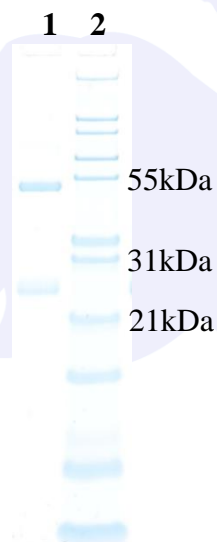
---

## Testing Results

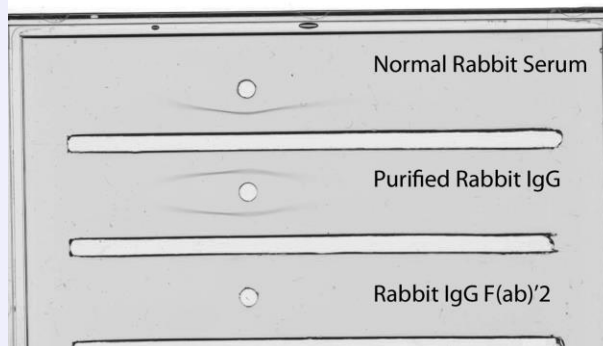
**PRODUCT:** Goat anti-Rabbit IgG Fc, Affinity Pure**PART NUMBER:** GtxRb-004-D**LOT NUMBER:** 67-19-122018

<u>TESTS</u>	<u>SPECIFICATIONS</u>	<u>RESULTS</u>
Appearance:	Clear, colorless liquid	PASS
Purity:	Two predominant bands at 50 and 24 kDa based on SDS-PAGE	PASS
Specificity:	Based on IEP, this antibody has precipitin bands with: <ul style="list-style-type: none"><li>heavy (<math>\gamma</math>) chains on Rabbit IgG</li></ul>	PASS
Cross Reactivity:	Based on IEP, no precipitin bands are observed to: <ul style="list-style-type: none"><li>light chains on all Rabbit immunoglobulins</li><li>non-immunoglobulin Rabbit serum proteins</li><li>Rabbit IgG F(ab)'2 fragment</li></ul>	PASS PASS PASS

### SDS-PAGE




### Immunoelectrophoresis (IEP)

IEP Scan for Goat anti-Rabbit IgG Fc, Affinity Pure  
Part # GtxRb-004-D Lot # 47-14-021916

1) GtxRb-004-D, Lot # 47-14-02192016

2) Mol Weight Standard

Date: January 2, 2019

Signature: 

Quality Control