

---

---

## Certificate of Analysis

Product:	Goat anti-Mouse IgG Fc, HRP Conjugate
Part Number:	GtxMu-004-EHRPX
Lot Number:	62-123-083118
Amount:	1.0 mg of lyophilized antibody ( $E^{1\%}$ at 280 nm = 13.0) (Product has been overfilled to ensure maximum recovery)
Label:	Horseradish Peroxidase (HRP)
Form:	Lyophilized
Purification:	Affinity purified using solid phase Mouse IgG
Purity:	Affinity purified antibody is $\geq 95\%$ based on SDS-PAGE
Host:	Goat
Immunogen:	Purified Mouse IgG Fc
Buffer:	10 mM Sodium Phosphate, 0.15 M Sodium Chloride, pH 7.2, 1 % (w/v) BSA, Protease/IgG free
Preservative:	0.1 % (v/v) Kathon CG – <i>Use of Sodium Azide will inhibit enzyme activity of horseradish peroxidase</i>
Reconstitution:	Rehydrate with 1.1 ml of deionized water. Allow reconstituted product to stand for at least 30 minutes at room temperature prior to dilution. If necessary, centrifuge to remove any particulates. Prepare fresh working dilution daily.
Storage:	Store lyophilized material at 2 - 8 °C. For long term storage after reconstitution, dilute with 50 % glycerol and store at -20 °C as a liquid. Prepare working dilution prior to use and then discard.
Shelf Life:	1 year from date of receipt
Specificity:	Based on IEP, this antibody reacts with: <ul style="list-style-type: none"><li>• heavy (<math>\gamma</math>) chains on Mouse IgG</li></ul>
Cross Reactivity:	Based on IEP, no reactivity is observed to: <ul style="list-style-type: none"><li>• light chains on all Mouse immunoglobulins</li><li>• non-immunoglobulin Mouse serum proteins</li><li>• Mouse IgG F(ab)'2 fragment</li><li>• serum proteins from Bovine, Horse, or Human</li></ul>
Country of Origin:	Goat antiserum was obtained from healthy animals of US origin and under the care of a registered veterinarian.
Note:	This conjugate was prepared using Part # GtxMu-004-E, Lot # 47-10-010816
Applications:	This conjugate is suitable for use in: ELISA, WB, IHC, CL. The optimal working dilution should be determined by the investigator. Suggested starting dilution(s): <ul style="list-style-type: none"><li>• 1:500-1:5,000 for Immunohistochemistry</li><li>• 1:200-1:5,000 for ELISA/Western blot</li></ul>
Disclaimer:	<i>For in vitro Laboratory Use Only.</i> Not for diagnostic or therapeutic use. Not for human or animal consumption. The proper selection and use of our products is the sole responsibility of the end user, and therefore we can offer no guarantee to a specific experimental outcome. Suggested applications of our products are not recommendations to use our products in violation of any patent or as a license under any patent of ImmunoReagents, Inc.

**Product may not be resold or modified for resale without prior written approval  
of ImmunoReagents, Inc.**

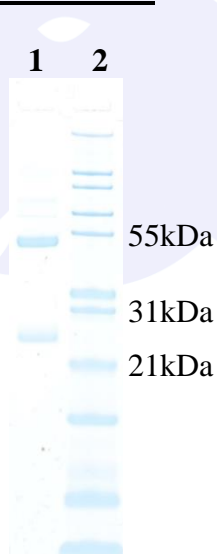
---

**Testing Results**

---

**PRODUCT:** Goat anti-Mouse IgG Fc, HRP Conjugate  
**PART NUMBER:** GtxMu-004-EHRPX  
**LOT NUMBER:** 62-123-083118

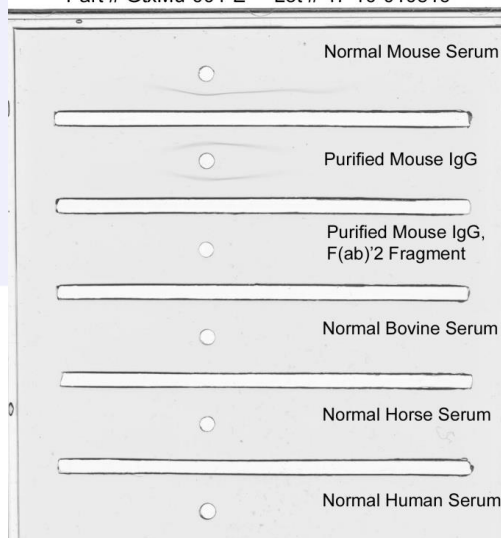
<u>TESTS</u>	<u>SPECIFICATIONS</u>	<u>RESULTS</u>
Appearance:	Reddish powder	PASS
Purity:	Two predominant bands at 50 and 24 kDa based on SDS-PAGE	PASS
Specificity:	Based on IEP, this antibody has precipitin bands with: <ul style="list-style-type: none"><li>heavy (<math>\gamma</math>) chains on Mouse IgG</li></ul>	PASS
Cross Reactivity:	Based on IEP, this antibody does not have precipitin bands to: <ul style="list-style-type: none"><li>light chains on all Mouse immunoglobulins</li><li>non-immunoglobulin Mouse serum proteins</li><li>Mouse IgG F(ab)'2 fragment</li><li>serum proteins from Bovine, Horse, or Human</li></ul>	PASS PASS PASS PASS
ELISA:	Dilution giving $A^{450}$ reading of $\geq 1.0$ when tested against Mouse IgG (H&L) coated at 2 $\mu$ g/ml	1: 259,000

**SDS-PAGE**

- 1) GtxMu-004-E, Lot # 47-10-010816
- 2) Mol Weight Standard


**Immunoelectrophoresis (IEP)**

IEP Image for Goat anti-Mouse IgG Fc, Affinity Pure  
Part # GtxMu-004-E Lot # 47-10-010816



Date: September 10, 2018

Signature: \_\_\_\_\_

  
Quality Control